



Texas Immunization Registry

Texas Immunization Conference 2017

Presenter: Kevin Allen, ImmTrac Manager

Overview



- The Past
 - Immunization Registry Background
- The Present
 - Outcomes & Benefits
 - Areas of Work
 - IIS Data (Q3 2017)
 - Provider Reporting Data
- The Future

Texas Immunization Registry

Program Timeline

1996 2001 2005 2011 2013 2015 2017

ImmTrac operational April

- Opt-in system (consent to participate)
- A centralized registry of childhood immunizations in Texas
- Accessible via dial-up modem connection



12/5/2017

3

Texas Immunization Registry

Program Timeline

1996 2001 2005 2011 2013 2015 2017

ImmTrac Web Application

- Electronic data feeds: BVS, WIC, ICES & Medicaid
- ~33 million immunization records
- ~4 million clients



12/5/2017

4

Texas Immunization Registry

Program Timeline

1996 > 2001 > 2005 > 2011 > 2013 > 2015 > 2017

Providers & Health Plans Mandate

- Must submit immunization administered to individuals under age 18
- ~51 million immunization records
- ~5.2 million clients



12/5/2017

5

Texas Immunization Registry

Program Timeline

1996 > 2001 > 2005 > 2011 > 2013 > 2015 > 2017

ImmTrac Becomes Lifetime Registry

- Adults must consent
- Aged-out clients must re-consent as adults
- ~99 million immunization records
- ~6.6 million clients



12/5/2017

6

Texas Immunization Registry

Program Timeline

1996 > 2001 > 2005 > 2011 > 2013 > 2015 > 2017

ImmTrac Replacement Project Begins

- ~120 million immunization records
- ~7 million clients



12/5/2017

7

Texas Immunization Registry

Program Timeline

1996 > 2001 > 2005 > 2011 > 2013 > 2015 > 2017

Aged-Out Clients Hold Expanded

- Clients that age-out of childhood consent now have until age 26 to consent as adults.
- ~139 million immunization records
- ~7.3 million clients



12/5/2017

8

Texas Immunization Registry

Program Timeline

1996 > 2001 > 2005 > 2011 > 2013 > 2015 > 2017

ImmTrac2 Goes Live

- April 3rd (21st birthday of registry)
- ~165 million immunization records
- ~7.4 million clients



12/5/2017

9

ImmTrac2

Anticipated Outcomes & Benefits

- Compliance with the Immunization Registry Functional Standard recommendations and guidelines of American Immunization Registry Association (AIRA) and Centers for Disease Control & Prevention (CDC)
- Compliance with the HL7 standards for data exchange adopted by the CDC to enable secure immunization data transfer with Electronic Health Records (EHR) systems



12/5/2017

10

ImmTrac2

Anticipated Outcomes & Benefits

- Alignment with Texas' Health Information Technology (HIT) plans for statewide health information exchange
- Provide more detailed immunization history and forecasting, making it easier to determine vaccine duplication and maintain an immunization schedule



12/5/2017

11

ImmTrac2


Anticipated Outcomes & Benefits

- Enhanced user management tools and on-demand reporting for served population
- Provision of reliable immunization data during times of disaster, which is critical to compliance with Texas statute during disasters



12/5/2017

12



Areas of Work

Texas Department of State Health Services

Customer Support

- Support providers and nurses in navigating the registry, receive incoming calls from the public, providers & school nurses related to patient immunization data.

Training

- Provide guidance to public health regions & local health partners, private providers, and school district users of the registry.


Records Management

- Support and develop HL7 electronic messaging capabilities with providers & EMR systems (data exchange). Manage onboarding and file transport security.

Quality Assurance

- Maintain application security through access management. Conduct data processing and quality assurance analysis.

12/5/2017 13



IIS Data

As of Q3 2017

- Children (0 – 17 years)
7.4 million
- Children under 6 years
2.4 million
- Adults (18 years & older)
751,000

12/5/2017 14

IIS Data

As of Q3 2017

- Number of Vaccine Records
164.4 million
- Client Searches
15.6 million



12/5/2017

15

IIS Data

As of Q3 2017

- Over 30,000 Registered Organizations
 - 47,000 sites/facilities
- Organization Types
 - 3,000 Childcare
 - 9,000 Schools
 - 3,300 Pharmacies
 - 9,500 Private Practice

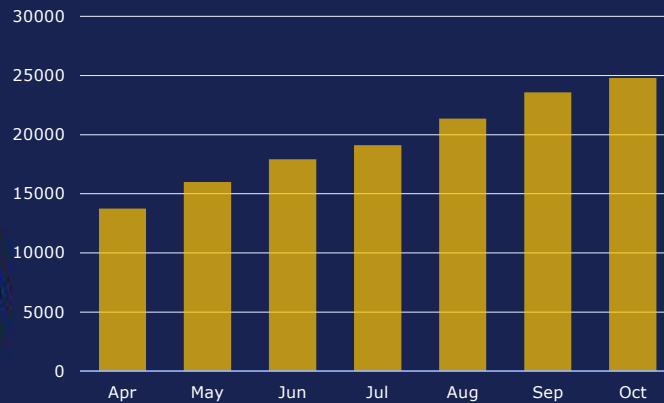


12/5/2017

16

ImmTrac2

Cumulative Unique Logins



12/5/2017

17

IIS Disaster Data

Established Events

- H1N1 (April 2009)
 - 360,000 Clients
 - 396,000 AIMs
- Severe Weather (March-May 2016)
 - 200 Clients
 - 200 AIMs
- Hurricane Harvey (August 2017)
 - 81,000 Clients
 - 90,000 AIMs

AIMs – Antivirals, Immunizations & Medications

12/5/2017

18

ImmTrac2

Future Work & Enhancements

- Query/Response Capability
- List of about 200 items
 - Internal Business Improvements
 - Minor User-facing Improvements
- Address Cleansing/Verification
- Vaccine Management Module



12/5/2017

19



Thank you

Kevin Allen – ImmTrac Program Manager
kevin.allen@dshs.texas.gov

12/5/2017

20